

2023 Impact Report

In 2023, Nightingale Education Group achieved notable milestones, showcasing our commitment to closing health equity gaps by preparing a relevantly skilled, readily available nursing workforce, representative of the communities they serve. Institutional accreditation by NWCCU, granted in 2023 retroactive to January 2021, and full programmatic accreditation for the Practical Nurse (PN) and Licensed Practical Nursing to Associate of Science in Nursing (LPN-to-ASN) Programs through NLN-CNEA are among the crowning achievements this year.

With the goal of increasing access to the nursing profession for underserved and underrepresented communities across the country, Nightingale College welcomed more than 2,000 new learners this year.

Performance

- 91% Retention Rate*
- 73% Overall Persistence to Completion*
- 81% Matriculated Persistence to Completion*
- 89% 3-Year Average Licensure Rate*
- 620 Graduates Licensed in 2023
- 81% Placement Rate for 2022*

Population

End of 2023 Fall Semester Population

4,084

Undergraduate Learners

19

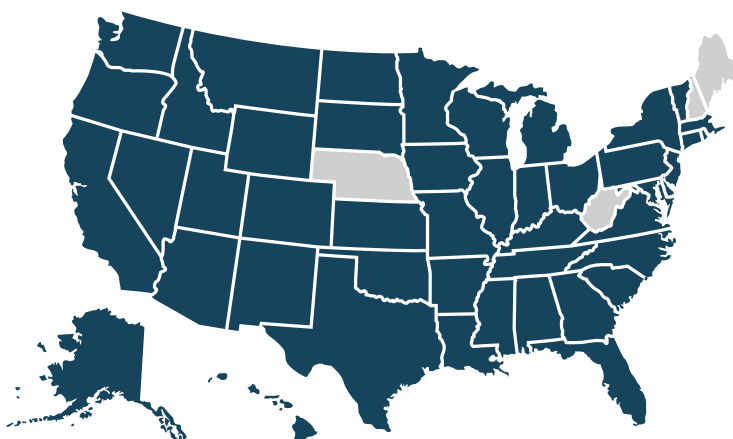
Graduate Learners

325

Foundational Learners*

Learner Statistics

46 States with Active Learners



573 Graduates

Graduated in 2023

2,334 Learners

Started in 2023

Diversity

- 28% White
- 25% Hispanic/Latino
- 23% Asian
- 18% Black or African American
- 3% Native Hawaiian or other Pacific Islander
- 1% American Indian or Alaska Native

*'Unknown' and 'Not Specified' categories were removed.

All Learner Statistic data gathered on 12/4/23

***Overall Persistence to Completion:** The number of all active and graduated learners, divided by the total number of enrolled learners. The Overall Persistence to Completion Rate includes both learners who are enrolled in prerequisite general education courses, as well as those who have matriculated into nursing courses. This rate is the all-time persistence rate as of the end of Fall 2023, which includes all starting cohorts for all programs.

***Placement Rate:** The number of learners with confirmed post graduation employment divided by the number of graduates for the reporting period (with exemptions for military service, ecclesiastical service, etc.)

***Licensure Rate:** Licensing exam pass rate of graduates who attempted NCLEX® over the three most recent calendar years (passing on either first or a repeat attempt).

***Matriculated Persistence to Completion:** The number of all active and graduated learners who have begun Nursing courses, divided by the total number of learners who have matriculated into the nursing program from their prerequisite general education. The Matriculated Persistence to Completion Rate includes only learners who have started nursing courses and completed their prerequisites. This rate is the all-time persistence rate for matriculated learners as of the end of Fall 2023, which includes all starting cohorts for all programs.

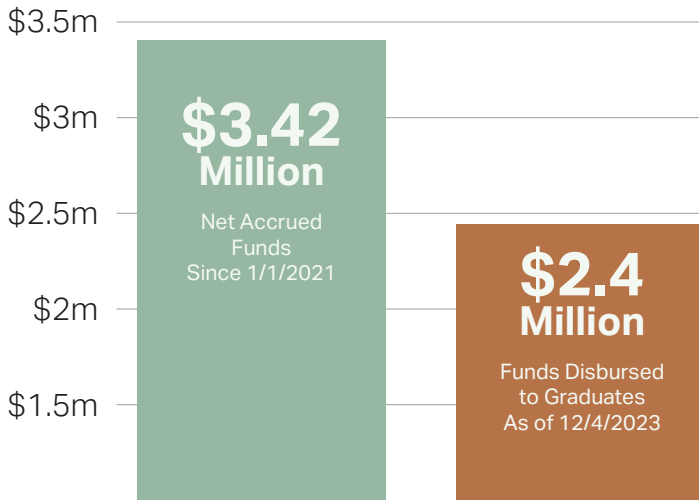
***Retention Rate:** All learners who continue to a new semester as of the semester's add/drop date, as well as the semester's graduates divided by all learners enrolled in the previous semester as of its add/drop date.

***Foundational Learners:** Non-matriculated learners engaged in pre-enrollment remedial coursework, free of tuition charges.

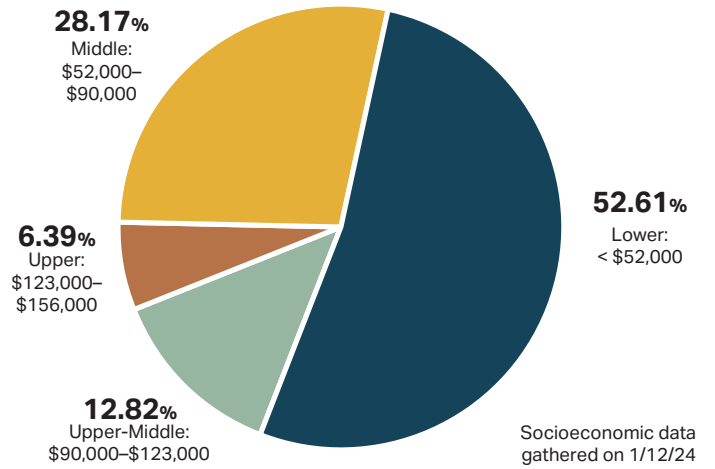
2023 Impact Report

Learner Graduation Fund

The BSN program's Learner Graduation Fund awards persistence to degree completion by rewarding learners with \$50 for each earned semester credit. Accumulated funds are disbursed to the learner's ledgers upon fulfilling all program requirements.



Learner Socioeconomic Status Household Income



Income bands are calculated based on Pew Research and Household Size

Initial Institutional Accreditation




Initial Programmatic Accreditation

PN and LPN-to-ASN Programs fully accredited



Collaborators



599

Total Collaborators
(Including Faculty Members)

220

Faculty Members



BEST COMPANIES
TO WORK FOR

